



Summary of the Results of the New York Sloan School Alumni Questionnaire February, 1968

1
Response to Questionnaire
by Graduating Class
(Q = 70, N = 64)


15 Presented below are tabulations of the results of the questionnaire administered to New York area members of GAASSM last winter. The topic chosen for the meeting focused on the theme of the intertwining of personal lives with career lives. Paul Strassmann of the New York chapter constructed the results and put them onto slides for a presentation to the group of alumni and their wives at the meeting. We are grateful to Mr. Strassmann for preparing the data for us. The editors of Bulletin 2 believe that the results are interesting enough for publication herein.



2
Responsible for Numbers of People




3
Categories of Positions
Held by Respondents



4



Titles of Positions Held by Respondents

17




5
Staff Personnel Responsibility
and Authority

6
Performance Average Dollar
Salary Increase per Year





7
Relation of Performance to
Position Category

19




8
 Attitudes Expressing Career Satisfactions
 Legend for Charts 9 and 10

9
 Career Rating Clusters by Years
 of Graduation

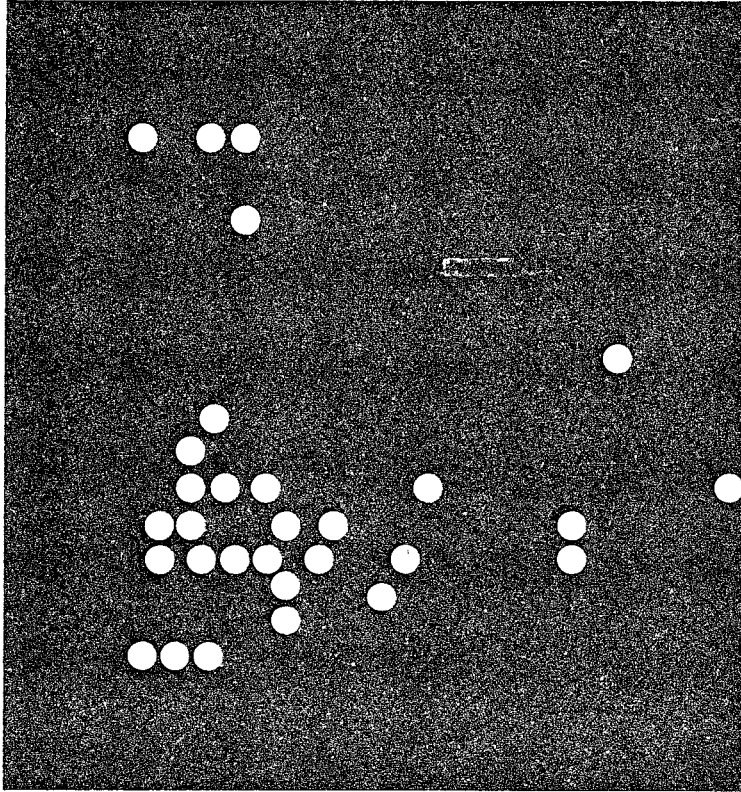


10
Correlation of Performance
with Career Satisfaction


21



11
Correlation of Salary Increases
with Job Changes



12
Correlation of Rating and Performance
between Single and Married Respondents





13
Number of Children

14
Wives' Education



23



15
Rationales for Achievement in
Business Listed by Husbands

16
Rationales for Husbands' Achievement
in Business Listed by Wives

